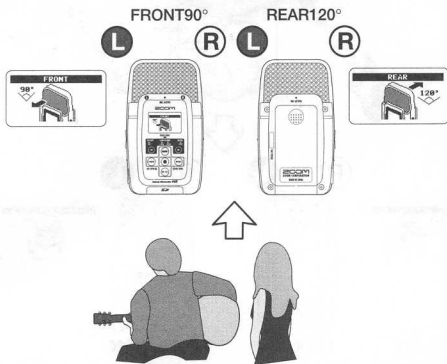



H2 Note About Left/Right Positioning During Recording

When using the H2 at default position for stereo / surround recording, left/right positioning is determined by the sound source/user facing the H2. If the H2 is pointed at a sound source on the opposite side than the user, the left/right positioning as perceived by the user during recording and the left/right positioning of the recorded content will be reversed.

H2 is facing a sound source on the same side as the user



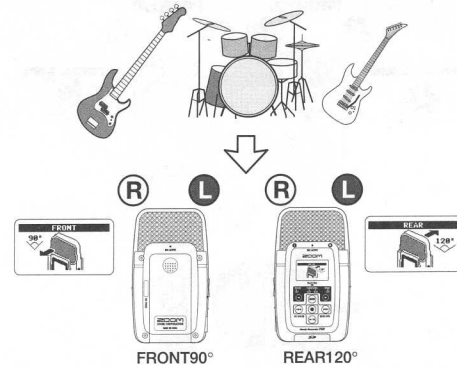
Left/right positioning as seen from user and left/right positioning of recording will be identical.




If required, it is possible to make the above panning position into left-right reversal. (Ver1.10 or later)

- (1) In order to do that, perform the following steps, before recording;
After pushed **MENU** (MENU) KEY, point the cursor to L/R POSI and push **REC** (REC) KEY.

H2 is facing a sound source on the opposite side from the user



Left/right positioning as seen from user and left/right positioning of recording will be reversed.



- (2) With **REW** / **FF** KEY, change the setting from **PLAYER** (Panning from player side) to **LISTENER** (Panning from listener side), then push **REC** (REC) KEY.

*The above setting is stored on SD card. That function is available for only built-in microphone.